




The Parents' Guide to Google Classroom

What is Google Classroom?

Think of Google Classroom (GC) as your child's digital link to learning.

Teachers use GC to share assignments, homework, newsletters, and much more with students AND parents!



Getting Started



Your child was provided with a secure login and password that is unique to them.

Check with his/her teacher to obtain this private information OR ask them to add you as a parent via email!

Getting Started



ROBERT O. TOWNSEND
JUNIOR HIGH

1

Go to [Townsend Webpage](#)

Getting Started

2

Click on STUDENTS.

ROBERT O. TOWNSEND
JUNIOR HIGH

ABOUT US ▾ ACADEMICS ▾ ATHLETICS/ACTIVITIES ▾ CLASSROOMS PARENTS STAFF STUDENTS

SEARCH



Getting Started



ROBERT O. TOWNSEND
JUNIOR HIGH



ABOUT US ▾

ACADEMICS ▾

ATHLETICS/ACTIVITIES ▾

CLASSROOMS

Students Directory

A

- Aeries Portal Student Instructions
- Aeries Portal Student/Parent Login

C

- California Healthy Kids Survey
- California Healthy Kids Survey - Access the 2019 Survey
- ClassLink Access

I

- Illuminate Online Testing
- IXL Learning

M

- MLA Essay Format

O


- Office 365 Portal for Students
- Online Math Textbook



Click on [Classlink Access](#)

Getting Started

4

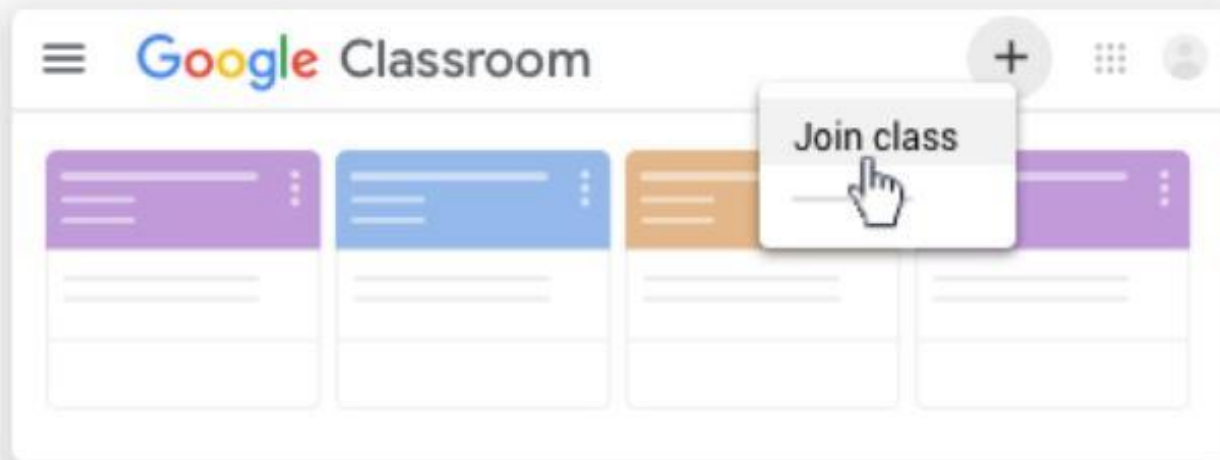


Click on Google Classroom (student)

Getting Started

5

At the top, click Add + > Join class.



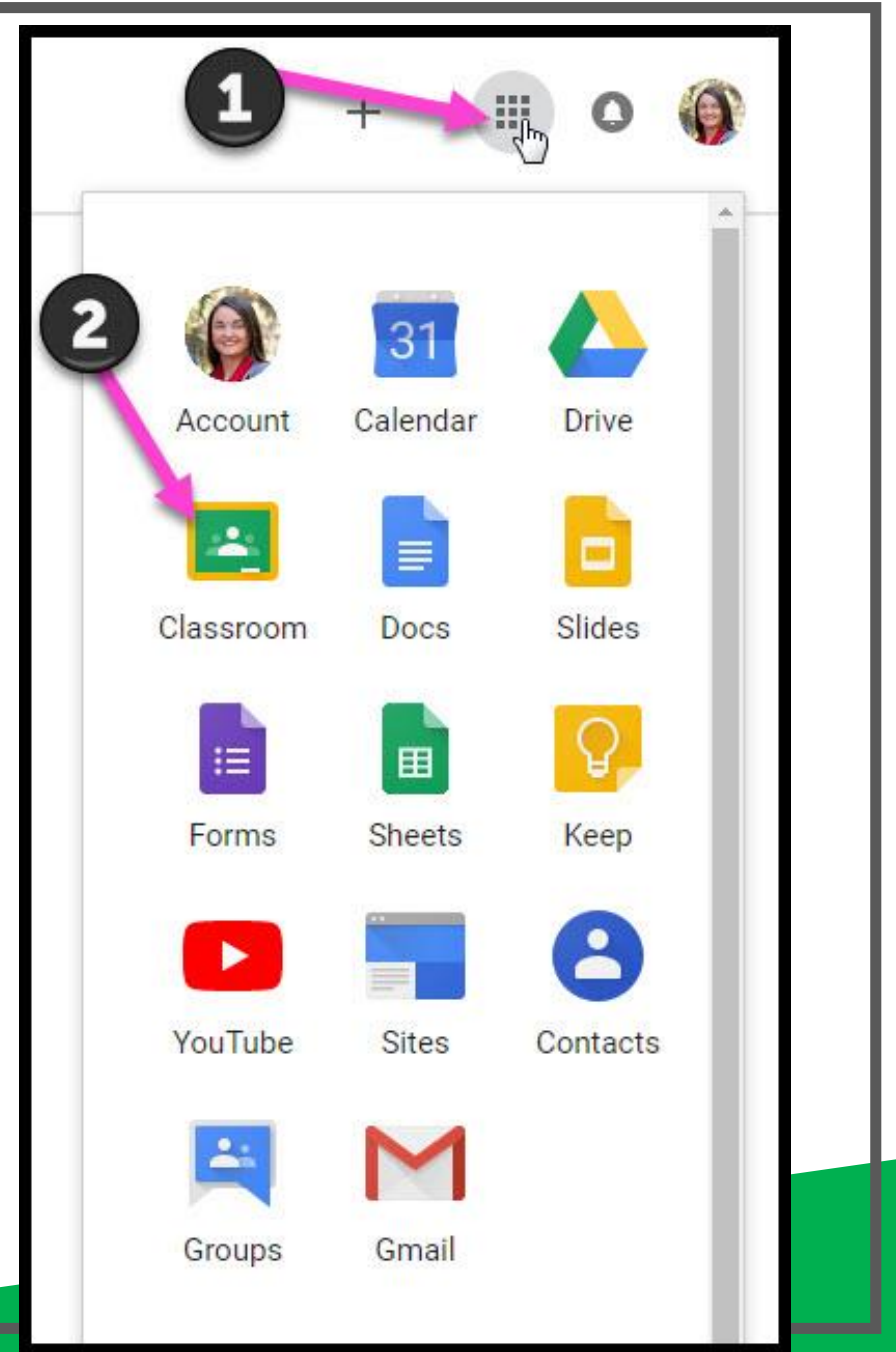
Enter the class code and
click join

we5souz

Navigating Classroom

1

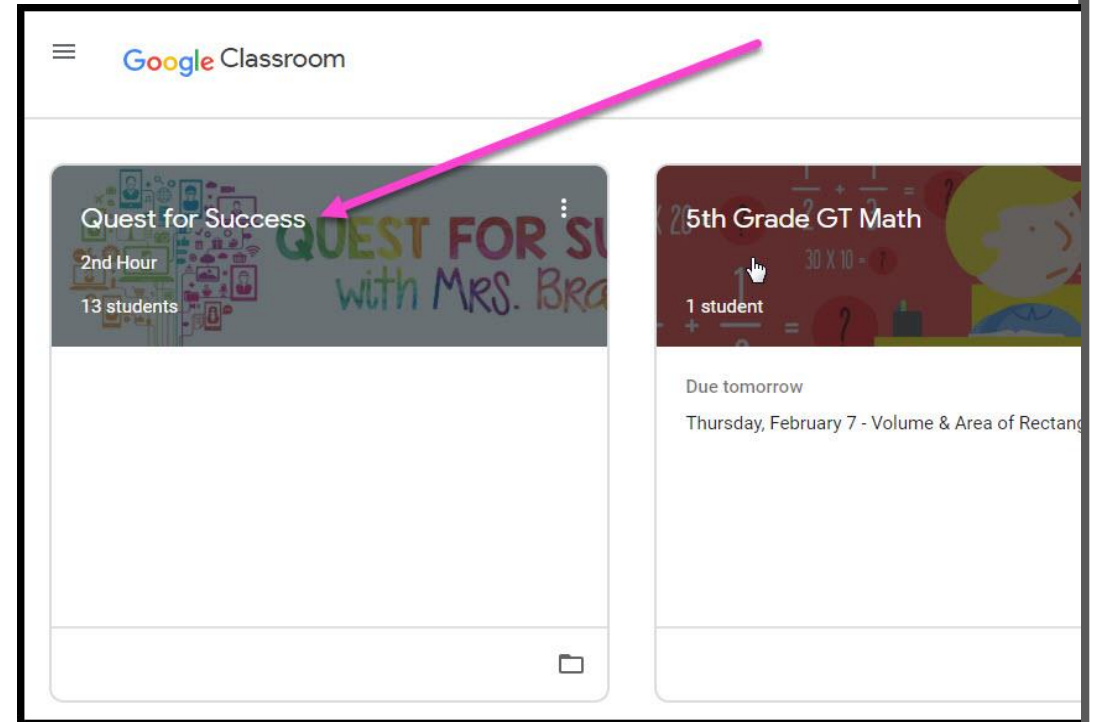
Click on the waffle button and then the Google Classroom icon.



Navigating Classroom

2

Click on the class you wish to view.

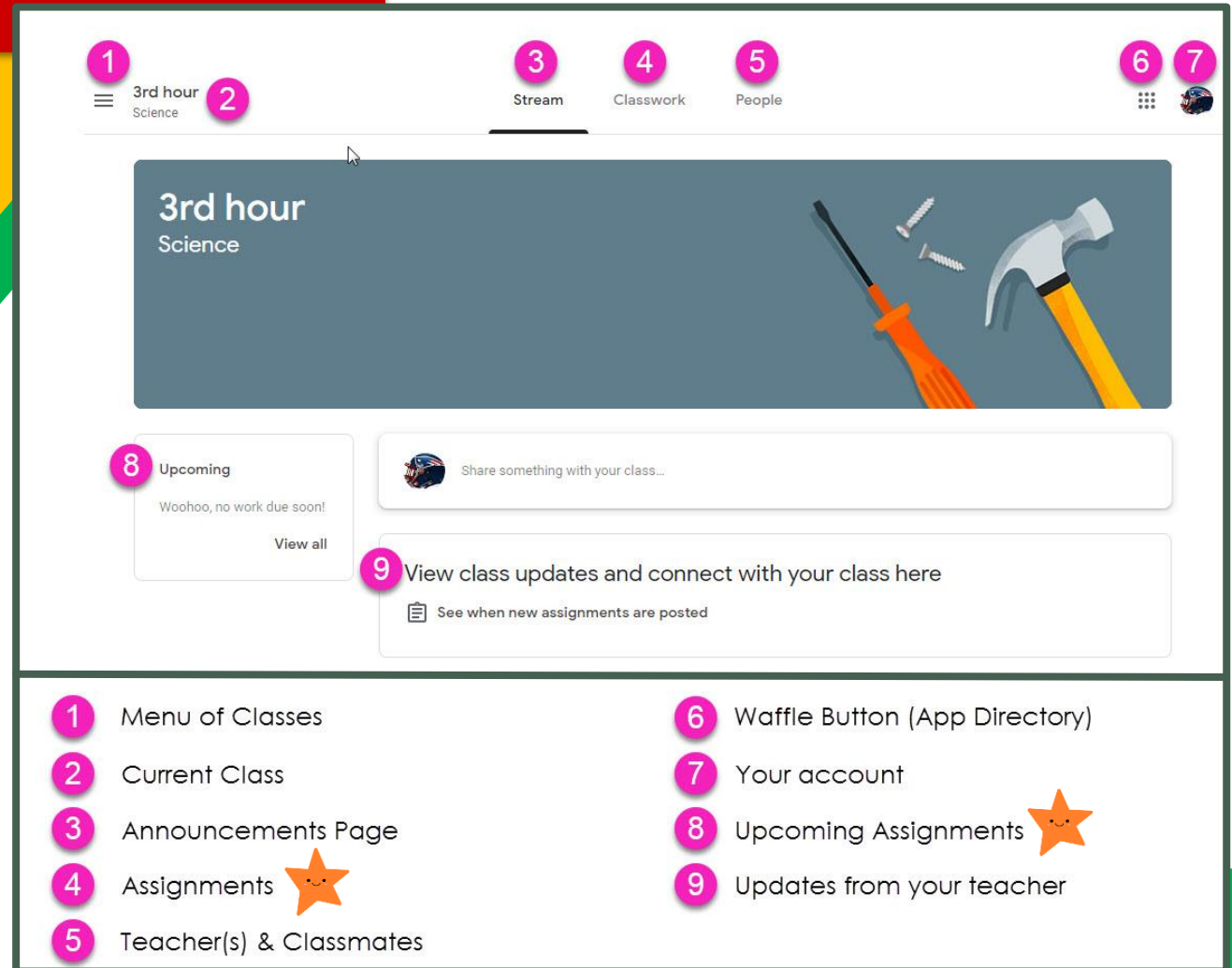


Navigating Classroom



 = High Interest for Parents

3

Page tools
(Left side)



The screenshot shows the Classroom app interface for a class named "3rd hour Science". The interface includes a top navigation bar with icons for Menu of Classes, Current Class, Stream, Classwork, People, Waffle Button, and Your account. The main content area features a header for the current class, a section for upcoming assignments, and a section for class updates. The numbered callouts are as follows:

- 1: Menu of Classes
- 2: Current Class
- 3: Announcements Page
- 4: Assignments 
- 5: Teacher(s) & Classmates
- 6: Waffle Button (App Directory)
- 7: Your account
- 8: Upcoming Assignments 
- 9: Updates from your teacher

Navigating Classroom

4

Assignment
details

The screenshot shows the Classroom interface with the following elements and callouts:

- 1** Classwork Tab
- 2** View your work
- 3** Google Calendar
- 4** Class Drive folder
- 5** All topics
- 6** Benchmark Tests
- 7** For the Week of September 2 - 6
- 8** Due Today
- 9** Assigned
- 10** Attached files/links
- 11** View Assignment

The interface displays the following content:

- Stream, Classwork, People tabs
- View your work, Google Calendar, Class Drive folder
- All topics, Benchmark Tests, Daily Lesson Files, Assessments, Back to School, Resources
- Benchmark Tests: STAR Math Benchmark Test - BOY (Due Sep 3)
- Daily Lesson Files: For the Week of September 2 - 6 (Due Today)
- Posted Sep 3
- Monday - NO SCHOOL (Labor Day)
- Tuesday - Multistep Equations (Also STAR Math Benchmark)
- Wednesday - Variables on Both Sides
- Thursday - Infinite & No Solution Equations
- Friday - Algebraic Proportions
- Day 1 - Multistep Equatio... PDF
- Day 2 - Variables on Both... PDF
- Day 3 - Infinite & No Solu... PDF
- Day 4 - Algebraic Propor... PDF
- View Assignment

1 Classwork Tab

2 See your Grades

3 See Due Dates

4 View your files

5 Topics available

6 Topic Headings

7 Assignment Title

8 Assignment Due Date

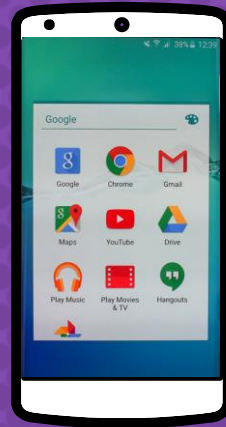
9 Assignment Status

10 Attached files/links

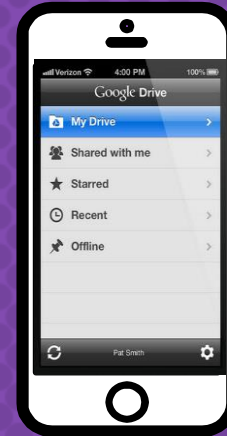
11 Click to view
assignment

ACCESS

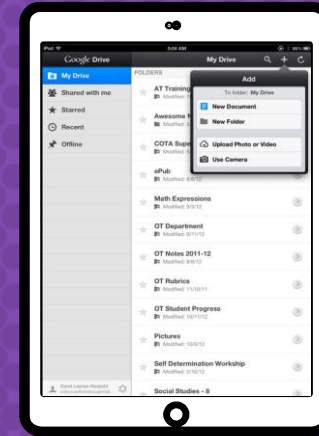
ANYWHERE



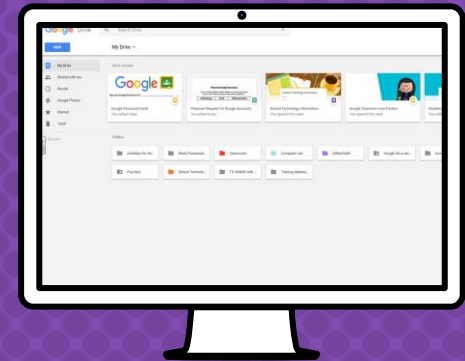
ANDROID



IPHONE



TABLET



DESKTOP



GOOGLE APPS

allow you to edit Google
assignments from
any device that is connected
to the internet!



Download on the
App Store



GET IT ON
Google Play